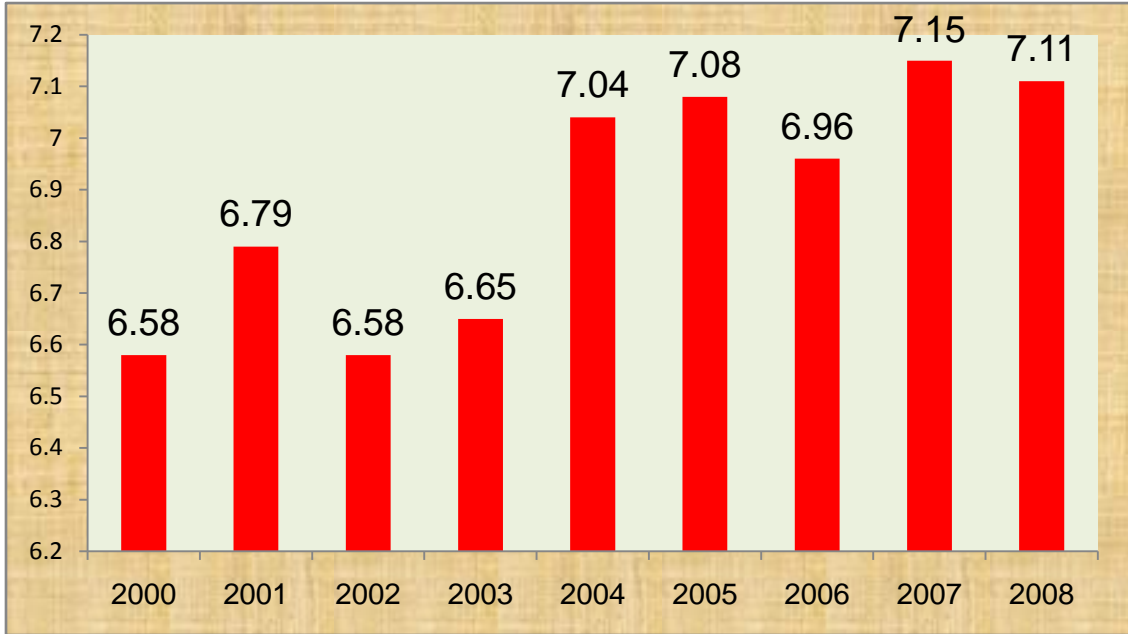
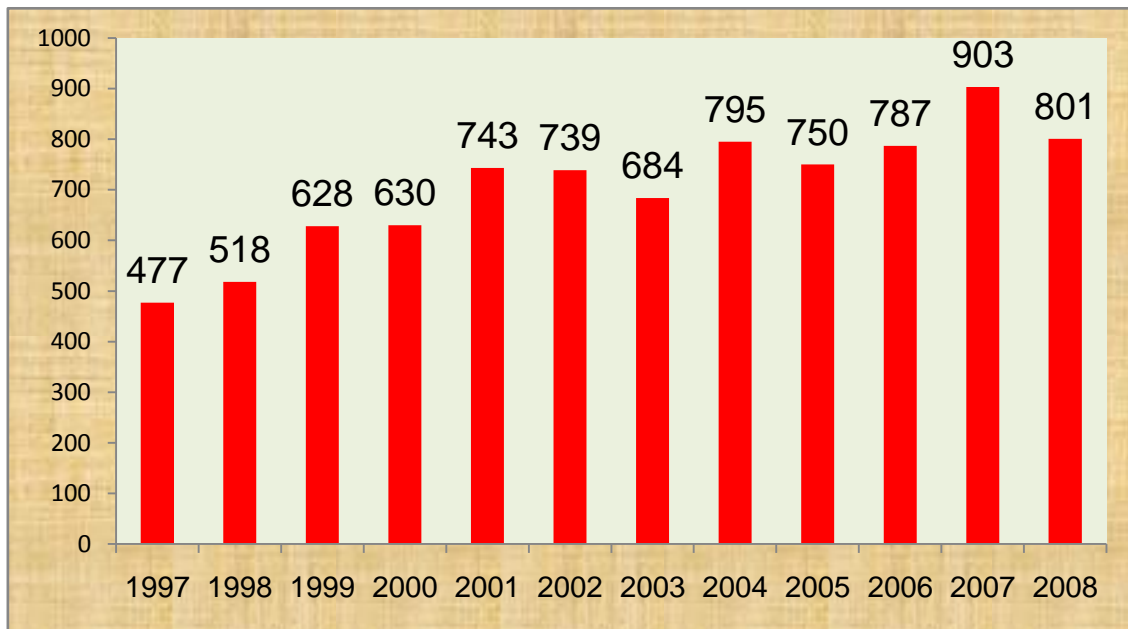


# Annual Fire Department Emergency Call Response Times



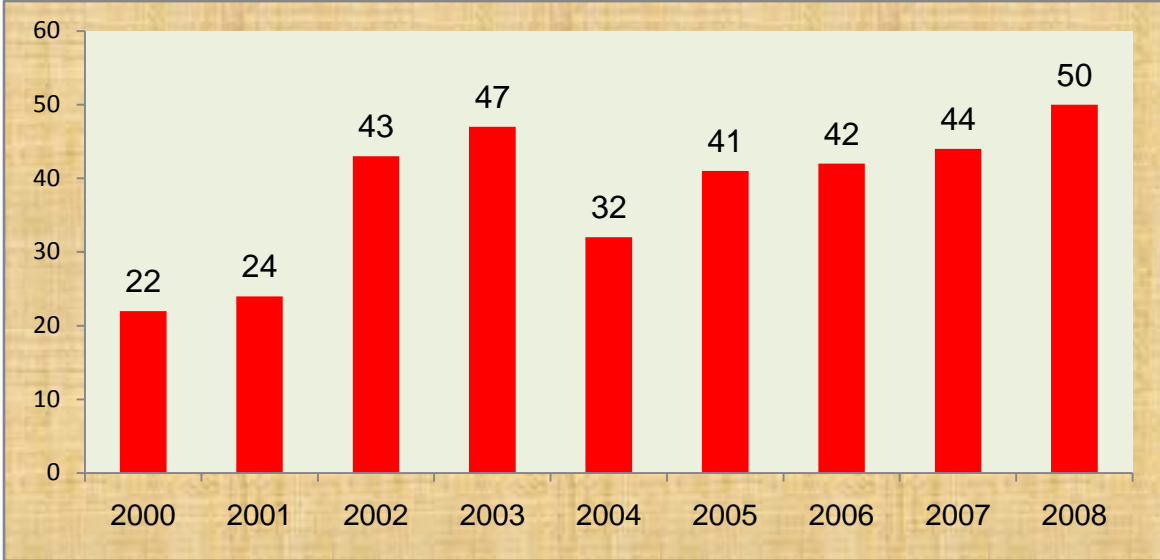
Year 2000 (6.58 Minutes)    Year 2001 (6.79 Minutes)  
 Year 2002 (6.58 Minutes)    Year 2003 (6.65 Minutes)  
 Year 2004 (7.04 Minutes)    Year 2005 (7.08 Minutes)  
 Year 2006 (6.96 Minutes)    Year 2007 (7.15 Minutes)  
 Year 2008 (7.11 Minutes)

# 12-Year Fire Call Response Comparison



Year 1997 - (477) Calls    Year 1998 - (518) Calls  
 Year 1999 - (628) Calls    Year 2000 - (630) Calls  
 Year 2001 - (743) Calls    Year 2002 - (739) Calls  
 Year 2003 - (684) Calls    Year 2004 - (795) Calls  
 Year 2005 - (750) Calls    Year 2006 - (787) Calls  
 Year 2007 - (903) Calls    Year 2008 - (801) Calls

# Burn Foundation Boot Drive Participation By Oconee County Fire Department



Volunteer Firefighter Participation Chart



Amount Raised Chart

Year 2000 - 29th in State	Year 2001 - 21st in State
Year 2002 - 18th in State	Year 2003 - 12th in State
Year 2004 - 8th in State*	Year 2005 - 11th in State
Year 2006 - 14th in State	Year 2007 - 8th in State
Year 2008 - 5th in State	

\* 2004 includes raffle of fire truck